

K S OILS LIMITED

List of Creditors

(Version 1: Pursuant to claims received and updated as on 27.09.2017)

Sr. No	Category of Creditor	Claim Received (in INR)	Amount of Claims admitted(In INR)*	Details of claims
1	Financial Creditors	60,25,90,82,190	24,20,32,20,454	List A
2	Operational Creditors(other than Workmen and Employees)	1,75,66,08,928	1,01,38,39,965	List B
3	Operational Creditors(only Workmen and Employees)	-	-	List C
TOTAL		62,01,56,91,118	25,21,70,60,419	

* The claim verification process is currently on-going to determine the amount of claim to the extent,



LIST A

K S OILS LIMITED

List of Creditors


(Version 1: Pursuant to claims received and updated as on 27.09.2017)

Category: Financial Creditors

Sr. No	Name of Creditor	Amount Claimed(In INR)net of Cummulative Redeemable Preference Shares*	Amount Admitted(In INR)*#
1	State Bank of India	17,72,65,00,000	8,62,86,51,543
2	Phoenix ARC Private Limited (Axis)	9,61,59,73,823	3,93,00,00,000
3	Srei Infrastrucutre Finance Limited	8,16,48,05,462	1,00,00,00,000
4	IDBI Bank Limited	5,81,03,15,180	2,31,54,77,667
5	Central Bank of India	4,04,63,88,124	1,15,47,68,211
6	Phoenix ARC Private Limited(ICICI)	3,93,35,88,570	1,26,80,00,000
7	Andhra Bank	3,30,19,07,322	1,86,42,41,300
8	Punjab National Bank	2,69,16,03,862	1,44,98,25,234
9	Jammu & Kashmir Bank Limited	1,48,86,56,693	80,00,00,000
10	Life Insurance Corporation of India	1,34,62,69,460	87,81,56,499
11	The Federal Bank Limited	1,09,77,74,545	40,00,00,000
12	Bank of India	62,19,60,485	28,00,00,000
13	Cooperative RABO Bank UA	41,33,38,665	23,41,00,000
TOTAL		60,25,90,82,190	24,20,32,20,454

* The claim verification process is currently on-going to determine the amount of claim to be admitted against the claim filed.

This is not the final claim amount admitted. The amount of claim admitted till date as admitted is mentioned



K S OILS LIMITED


LIST B

List of Creditors

(Version 1: Pursuant to claims received and updated as on 27.09.2017)


Category: Operational Creditors other than Workmen and Employees

Sr. No.	Names	Amount Claimed (In INR)*	Amount Admitted(In INR)*
1	M/S Gupta Enterprises	1,96,17,806	1,06,15,814
2	Singhal Brothers	1,07,46,089	48,87,060
3	Swastik Coal Corporation Pvt. Ltd.	32,65,545	21,77,865
4	Sanjeev Kumar Mukesh Kumar	1,77,060	1,10,876
5	Chandan Lal BabuLal	38,94,558	24,26,972
6	Radhika Traders	25,55,335	12,90,180
7	Laxmi Narayan Munnalal	94,52,728	43,41,628
8	Shrinath Ji Traders	90,74,928	42,96,995
9	Suresh Chand Dinesh Chand	47,18,907	24,79,239
10	Ramjilal Girraj Kishore	2,18,38,544	1,19,46,224
11	Kailashchand Hiralal Jain	1,69,93,378	49,71,024
12	Dineshchand Omprakash	74,50,845	46,68,809
13	Ramgopal Maheshchand	83,60,199	51,75,722
14	Raman Trading Company	69,33,609	30,47,669
15	Ram Traders	51,29,821	26,70,743
16	Shree Ganpatlal Onkarlal Agrawal & Co.	10,19,744	4,78,155
17	Pooran Chand Shankar Lal	1,04,79,458	57,40,518
18	Prasadilal Harishankar	2,48,64,090	1,17,59,613
19	Deepa Enterprises Guna	1,32,09,795	58,32,707
20	Saiyyad Traders	33,94,172	16,59,110
21	S S Suppliers	37,03,049	18,10,106
22	Bhagwandas Rajivkumar	13,78,585	6,36,839
23	Goyal Brothers	71,75,828	54,24,837
24	Deepak Trading company	1,83,00,590	76,97,168
25	Naveen Trading Co.	1,07,01,899	59,49,360
26	Rohit Traders	7,01,492	3,93,006
27	Jagdamba Traders	89,09,419	48,46,571
28	Pooran Chand Jagdish Prasad	42,63,903	20,18,976
29	Nitin Traders	24,33,174	13,31,009
30	M/S Choudhary and Choudhury	53,05,343	32,98,346
31	Bhaiyaji Traders	9,66,750	5,45,137
32	Amar Trading Company	34,11,027	18,57,396
33	Goenka Trading Co.	86,95,435	46,57,325
34	Shri Radhe Trading Company	1,84,72,772	87,47,509
35	Shri Vishal Agro Trade Syndicate	35,15,904	25,11,360
36	Nitin Enterprises	11,12,228	5,16,824



Sr. No.	Names	Amount Claimed (In INR)*	Amount Admitted(In INR)*
37	Ramgopal Ravi Kumar	12,08,980	5,71,107
38	Charvi Foods Pvt. Ltd.	1,13,84,926	94,87,439
39	M/S Parbhu Dayal Raj Kumar	26,08,777	25,08,778
40	Annapurna Sales Corporation	25,93,362	15,25,884
41	B. B. Enterprises	79,24,577	28,45,226
42	Mathura Commercial Company	52,52,929	21,01,022
43	M/S Raja Ram Prem Naryan Lohiya	1,00,60,591	65,32,852
44	M/S Nathuram Ashok Kumar Jain	59,66,636	38,74,440
45	M/S Hukumchand Chaturbhuj Jain	19,34,789	12,56,358
46	M/S ramesh Chand Ravinder Kumar	87,51,407	87,51,407
47	M/S Rajeev Brothers	69,26,947	37,43,216
48	M/S Shreenath Ji Edible Oil Products	37,05,831	24,36,279
49	Maheshwari Traders	68,70,392	32,55,018
50	M/S Suresh Kirana Bhandar	26,14,070	14,23,432
51	BSE Limited	3,07,675	1,94,601
52	Rukmani Devi Garg Agro Impex Pvt. Ltd.	79,00,000	50,00,000
53	M/S Bajrang Enterprises	1,10,38,846	60,07,561
54	Champaram Amarlal	68,75,242	32,57,565
55	Deen Dayal Harish Kumar	63,66,995	26,92,609
56	Shubham Transport Corporation	2,96,706	1,72,505
57	M/S R K Trading Company	4,84,62,592	2,67,25,086
58	M/S S R Trading Co.	3,85,06,540	1,88,23,400
59	M/S S R Trading Co.	5,25,75,946	92,97,318
60	Shubham Minchem Pvt. Ltd.	20,60,885	12,15,871
61	M/S Pradeep Trading Company	4,30,62,338	64,43,982
62	Shakti Construction Company	77,35,931	-
63	Ansh Trading Co	54,29,511	-
64	Gyan Plastic Manufacture	36,69,548	-
65	Gupta Packaging Products	33,23,564	-
66	Shubham Traders	20,90,011	-
67	SLBC Trading Company Aron Mp	1,15,81,382	-
68	Alok Agencies	18,16,346	-
69	SBICAP Trustee Company Limited	40,37,947	-
70	PEC Limited	1,13,94,42,700	74,08,78,322
Total		1,75,66,08,928	1,01,38,39,965

* The claim verification process is currently on-going to determine the amount of final claim to be admitted against the claim filed.



LIST C

K S OILS LIMITED

List of Creditors

(Version 1: Pursuant to claims received and updated as on 27.09.2017)

Category: Operational Creditors only Workmen and Employees

Sr. No.	Names	Amount Claimed (In INR)*
NIL	NIL	NIL
TOTAL		0.00

