

(I)(a)

Statement showing Shareholding Pattern

Name of the Company:

K. S. Oils Limited

Scrip Code, Name of the scrip, class of security:

526209 (BSE), KSOILS (NSE), EQUITY

Quarter ended:

31-Dec-14

Partly paid-up shares:-	No. of partly paid-up shares	As a % of total no. of partly paid-up Shares	As a % of total no. of shares of the company
Held by promoter/promoter group	-	-	-
Held by public	-	-	-
Total	-	-	-
Outstanding convertible securities:-	No. of outstanding securities	As a % of total no. of outstanding convertible securities	As a % of total no. of shares of the company, assuming full conversion of the convertible securities
Held by promoter/promoter group	-	-	-
Held by public	-	-	-
Total	-	-	-
Warrants:-	No. of warrants	As a % of total no. of warrants	As a % of total no. of shares of the company, assuming full conversion of Warrants
Held by promoter/promoter group	-	-	-
Held by public	-	-	-
Total	-	-	-
Total paid-up capital of the company, assuming full conversion of warrants and convertible securities			459,180,037




Category code	Category of shareholder	Number of shareholders	Total number of shares	Number of shares held in dematerialized form	Total shareholding as a percentage of total number of shares		Number of Shares	Shares Pledged or otherwise encumbered
					As a percentage of (A+B)	As a percentage of (A+B+C)		
(I)	(II)	(III)	(IV)	(V)	(VI)	(VII)	(VIII)	(IX) = (VIII) / (IV) * 100
(A)	Promoter and Promoter Group							
(1)	Indian							
(a)	Individuals/ Hindu Undivided Family	7	34,602,105	34,602,105	7.54	7.54	34,602,105	100
(b)	Central Government/ State Government(s)							
(c)	Bodies Corporate							
(d)	Financial Institutions/ Banks							
(e)	Any Other (specify)							
(2)	Sub-Total (A1)	7	34,602,105	34,602,105	7.54	7.54	34,602,105	100
(2)	Foreign							
(a)	Individuals (Non-Resident Individuals/ Foreign Individuals)							
(b)	Bodies Corporate							
(c)	Institutions							
(d)	Qualified Foreign Investor							
(e)	Any Other (specify)							
(2)	Sub-Total (A2)							
(A)	Total Shareholding of Promoter and Promoter Group (A) = (A1)+(A2)	7	34,602,105	34,602,105	7.54	7.54	34,602,105	100
(B)	Public shareholding							
(1)	Institutions							
(a)	Mutual Funds/UTI							
(b)	Financial Institutions/ Banks	5	2,632,628	2,622,628	0.57	0.57		
(c)	Central Government/ State Government(s)							
(d)	Venture Capital Funds							
(e)	Insurance Companies							
(f)	Foreign Institutional Investors	5	17,103,798	17,103,798	3.72	3.72		
(g)	Foreign Venture Capital Investors							
(h)	Qualified Foreign Investor							
(h)	Any Other (specify)							
(2)	Sub-Total (B1)	10	19,736,426	19,726,426	4.30	4.30		
(2)	Non-institutions							
(a)	Bodies Corporate	1,134	63,949,231	63,921,231	13.93	13.93		
(b)	Individuals -							
i.	Individual shareholders holding nominal share capital up to Rs. 1 lakh.	127,741	210,929,305	208,753,558	45.94	45.94		
ii.	Individual shareholders holding nominal share capital in excess of Rs. 1 lakh.	163	41,738,781	41,738,781	9.09	9.09		
(c)	Any Other (NRI & OCBI)	935	87,528,858	87,528,858	19.06	19.06		
(d)	Clearing Member	62	695,331	695,331	0.15	0.15		
(2)	Sub-Total (B2)	130,035	404,841,506	402,637,759	88.17	88.17		
(C)	Total Public Shareholding (B) = (B1)+(B2)	130,045	424,577,932	422,364,185	92.46	92.46		
(C)	Shares held by Custodians and against which Depository Receipts have been issued	130,052	459,180,037	456,966,290	100.00	100.00	34,602,105	7.54
(1)	Promoter and Promoter Group							
(2)	Public							
(2)	TOTAL (C)							
	GRAND TOTAL (A)+(B)+(C)	130,052	459,180,037	456,966,290	100.00	100.00	34,602,105	7.54




(1)(b) Statement showing holding of securities (including shares, warrants, convertible securities) of persons belonging to the category "Promoter and Promoter Group;"

Sr. No.	Name of the shareholder	Details of Shares held			Encumbered shares (*)			Details of warrants			Details of convertible securities			Total shares (including underlying shares of warrants and convertible securities) as a % of diluted share capital
		No. of Shares held	As a % of grand total (A) + (B) + (C)	No.	As a percentage (VI) = (V) / (III) * 100	As a % of grand total (A) + (B) + (C) of sub-clause (I)(a)	Number of warrants held	As a % total number of warrants of the same class	Number of convertible securities held	As a % total number of convertible securities of the same class				
(B)	(II)	(III)	(IV)	(V)	(VI) = (V) / (III) * 100	(VII)	(VIII)	(IX)	(X)	(XI)	(XII)			
1	MEETA GARG	16,827,339	3.66	16,827,339	100	3.66	-	-	-	-	3.66			
2	SHEELA DEVI GARG	12,061,466	2.63	12,061,466	100	2.63	-	-	-	-	2.63			
3	RAMESH CHAND GARG	5,193,590	1.13	5,193,590	100	1.13	-	-	-	-	1.13			
4	ASHWANI GARG	460,000	0.10	460,000	100	0.10	-	-	-	-	0.10			
5	SAURABH GARG	59,710	0.01	59,710	100	0.01	-	-	-	-	0.01			
	TOTAL	34,602,105	7.54	34,602,105	100	7.54	-	-	-	-	7.54			




(1)(c)(i) Statement showing holding of securities (including shares, warrants, convertible securities) of persons belonging to the category "Public" and holding more than 1% of the total number of shares

Sr. No.	Name of the shareholder	Number of shares held	Shares as a percentage of total number of shares {i.e., Grand Total (A)+(B)+(C) indicated in Statement at para (1)(a) above}	Details of warrants		Details of convertible securities		Total shares (including underlying shares assuming full conversion of warrants and convertible securities) as a % of diluted share capital
				Number of warrants held	As a % total number of warrants of the same class	Number of convertible securities held	% w.r.t total number of convertible securities of the same class	
1	ABHI AMBI FINANCIAL SERVICES LIMITED	22,920,020	4.99	-	-	-	-	4.99
2	NSR DIRECT PE MAURITIUS LLC	40,330,926	8.78	-	-	-	-	8.78
3	BARING PRIVATE EQUITY ASIA III MAURITIUS	35,704,070	7.78	-	-	-	-	7.78
4	DEUTSCHE SECURITIES MAURITIUS LIMITED	7,655,000	1.67	-	-	-	-	1.67
5	CLIENT ROSEHILL LIMITED	5,063,056	1.10	-	-	-	-	1.10
	Total	111,673,072	24.32	-	-	-	-	24.32



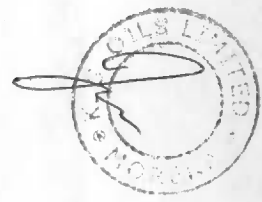
(1)(c)(ii) Statement showing holding of securities (including shares, warrants, convertible securities) of persons (together with PAC) belonging to the category "Public" and holding more than 5% of the total number of shares of the company

Sr. No.	Name(s) of the shareholder(s) and the Persons Acting in Concert (PAC) with them	Number of shares	Shares as a percentage of total number of shares {i.e., Grand Total (A)+(B)+(C) indicated in Statement at para (1)(a) above}	Details of warrants	Details of convertible securities	Total shares (including underlying shares assuming full conversion of warrants and convertible securities) as a % of diluted share capital
1	NSR DIRECT PE MAURITIUS LLC	40,330,926	8.78	-	-	8.78
2	BARING PRIVATE EQUITY ASIA III MAURITIUS	35,704,070	7.78	-	-	7.78
	Total	76,034,996	16.56	-	-	16.56



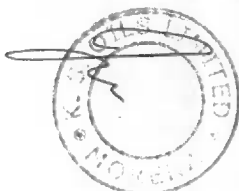
(I)(d) Statement showing details of locked-in shares

Sr. No.	Name of the shareholder	Number of locked-in shares	Locked-in shares as a percentage of total number of shares {i.e., Grand Total (A)+(B)+(C) indicated in Statement at para (I)(a) above}
		N.A.	
TOTAL			



(II)(a) Statement showing details of Depository Receipts (DRs)

Sr. No.	Type of outstanding DR (ADRs, GDRs, SDRs, etc.)	Number of outstanding DRs	Number of shares underlying outstanding DRs	Shares underlying outstanding DRs as a percentage of total number of shares {i.e., Grand Total (A)+(B)+(C) indicated in Statement at para (I)(a) above}
TOTAL				
		 	N.A.	



(11)(b) Statement showing holding of Depository Receipts (DRs), where underlying shares held by 'promoter/promoter group' are in excess of 1% of the total number of shares

Sr. No.	Name of the DR Holder	Type of outstanding DR (ADRs, GDRs, SDRs, etc.)	Number of shares underlying outstanding DRs	Shares underlying outstanding DRs as a percentage of total number of shares {i.e., Grand Total (A)+(B)+(C) indicated in Statement at para (1)(a) above}
TOTAL			N.A.	

