


(1)(a)

Statement showing Shareholding Pattern

Name of the Company:  
 Scrip Code, Name of the scrip, class of security:  
 Quarter ended:

K. S. Oils Limited  
 526209 (BSE), KSOILS (NSE), EQUITY  
 30-Sep-14

Partly paid-up shares:-	No. of partly paid-up shares	As a % of total no. of partly paid-up Shares	As a % of total no. of shares of the company
Held by promoter/promoter group	-	-	-
Held by public	-	-	-
<b>Total</b>	-	-	-
Outstanding convertible securities:-	No. of outstanding securities	As a % of total no. of outstanding convertible securities	As a % of total no. of shares of the company, assuming full conversion of the convertible securities
Held by promoter/promoter group	-	-	-
Held by public	-	-	-
<b>Total</b>	-	-	-
Warrants:-	No. of warrants	As a % of total no. of warrants	As a % of total no. of shares of the company, assuming full conversion of Warrants
Held by promoter/promoter group	-	-	-
Held by public	-	-	-
<b>Total</b>	-	-	-
<b>Total paid-up capital of the company, assuming full conversion of warrants and convertible securities</b>			<b>459,180,037</b>




Category code	Category of shareholder	Number of shareholders	Total number of shares	Number of shares held in dematerialized form	Total shareholding as a percentage of total number of shares	As a percentage of (A+B)	As a percentage of (A+B+C)	Number of Shares	Shares Pledged or otherwise encumbered	As a percentage (IX) = (VIII) / (IV) * 100
(I)	(II)	(III)	(IV)	(V)	(VI)	(VII)	(VIII)	(IX)	(X)	(XI)
(A)	Promoter and Promoter Group									
(1)	Indian									
(a)	Individuals/ Hindu Undivided Family	7	34,602,105	34,602,105	7.54			34,602,105		100
(b)	Central Government/ State Government(s)									
(c)	Bodies Corporate									
(d)	Financial Institutions/ Banks									
(e)	Any Other (specify)									
	Sub-Total (AK1)	7	34,602,105	34,602,105	7.54			34,602,105		100
(2)	Foreign									
(a)	Individuals (Non-Resident Individuals/ Foreign Individuals)									
(b)	Bodies Corporate									
(c)	Institutions									
(d)	Qualified Foreign Investor									
(e)	Any Other (specify)									
	Sub-Total (AK2)	-	-	-	-	-	-	-	-	-
	Total Shareholding of Promoter and Promoter Group (A)= (AK1)+(AK2)	7	34,602,105	34,602,105	7.54			34,602,105		100
(B)	Public shareholding									
(1)	Institutions									
(a)	Mutual Funds/UTI									
(b)	Financial Institutions/ Banks	5	1,938,302	1,938,302	0.42		0.42			
(c)	Central Government/ State Government(s)									
(d)	Venture Capital Funds									
(e)	Insurance Companies									
(f)	Foreign Institutional Investors	5	17,103,798	17,103,798	3.72		3.72			
(g)	Foreign Venture Capital Investors									
(h)	Qualified Foreign Investor									
	Any Other (specify)									
	Sub-Total (BK1)	10	19,042,100	19,042,100	4.15		4.15			
(2)	Non-institutions									
(a)	Bodies Corporate	1,183	69,150,231	69,122,231	15.06		15.06			
(b)	Individuals -									
i.	Individual shareholders holding nominal share capital up to Rs. 1 lakh.	129,650	209,434,856	207,257,211	45.61		45.61			
ii.	Individual shareholders holding nominal share capital in excess of Rs. 1 lakh.	149	39,524,791	39,524,791	8.61		8.61			
(c)	Any Other (NRI & OCB)	958	87,030,435	87,030,435	18.95		18.95			
(d)	Clearing Member	48	395,519	395,519	0.09		0.09			
	Sub-Total (BK2)	131,988	405,535,832	403,330,187	88.32		88.32			
	Total Public Shareholding (B)= (BK1)+(BK2)	131,998	424,577,932	422,362,287	92.46		92.46			
	TOTAL (A)+(B)	132,005	459,180,037	456,964,392	100.00		100.00	34,602,105		7.54
(C)	Shares held by Custodians and against which Depository Receipts have been issued									
(1)	Promoter and Promoter Group									
(2)	Public									
	TOTAL (C)									
	GRAND TOTAL (A)+(B)+(C)	132,005	459,180,037	456,964,392	100.00		100.00	34,602,105		7.54




(1)(b) Statement showing holding of securities (including shares, warrants, convertible securities) of persons belonging to the category "Promoter and Promoter Group."

Sr. No.	Name of the shareholder	Details of Shares held			Encumbered shares (*)				Details of warrants			Details of convertible securities		Total shares (including underlying shares assuming full conversion of warrants and convertible securities) as a % of diluted share capital (XIII)
		No. of Shares held	As a % of Grand total (A) + (B) + (C)	No.	As a percentage (VI) = (V) / (III) * 100	As a % of Grand total (A) + (B) + (C) of sub-clause (I)(a) (VII)	Number of warrants held (VIII)	As a % total number of warrants of the same class (IX)	Number of convertible securities held (X)	As a % total number of convertible securities of the same class (XI)				
1	MEETA GARG	16,827,339	3.66	16,827,339	100	3.66	-	-	-	-	-	-	3.66	
2	SHEELA DEVI GARG	12,061,466	2.63	12,061,466	100	2.63	-	-	-	-	-	-	2.63	
3	RAMESH CHAND GARG	5,193,590	1.13	5,193,590	100	1.13	-	-	-	-	-	-	1.13	
4	ASHWANI GARG	460,000	0.10	460,000	100	0.10	-	-	-	-	-	-	0.10	
5	SAURABH GARG	59,710	0.01	59,710	100	0.01	-	-	-	-	-	-	0.01	
	<b>TOTAL</b>	<b>34,602,105</b>	<b>7.54</b>	<b>34,602,105</b>	<b>100</b>	<b>7.54</b>	<b>-</b>	<b>-</b>	<b>-</b>	<b>-</b>	<b>-</b>	<b>-</b>	<b>7.54</b>	


  
 S. G. S. C. I. S. LIMITED


(1)(c)(i) Statement showing holding of securities (including shares, warrants, convertible securities) of persons belonging to the category "Public" and holding more than 1% of the total number of shares

Sr. No.	Name of the shareholder	Number of shares held	Shares as a percentage of total number of shares (i.e., Grand Total (A)+(B)+(C) indicated in Statement at para (I)(a) above)	Details of warrants		Details of convertible securities		Total shares (including underlying shares assuming full conversion of warrants and convertible securities) as a % of diluted share capital
				Number of warrants held	As a % total number of warrants of the same class	Number of convertible securities held	% w.r.t total number of convertible securities of the same class	
1	ABHI AMBI FINANCIAL SERVICES LIMITED	28,420,020	6.19	-	-	-	-	6.19
2	NSR DIRECT PE MAURITIUS LLC	40,330,926	8.78	-	-	-	-	8.78
3	BARING PRIVATE EQUITY ASIA III MAURITIUS	35,704,070	7.78	-	-	-	-	7.78
4	DEUTSCHE SECURITIES MAURITIUS LIMITED	7,655,000	1.67	-	-	-	-	1.67
5	CLIENT ROSEHILL LIMITED	5,063,056	1.10	-	-	-	-	1.10
	<b>Total</b>	<b>117,173,072</b>	<b>25.52</b>	<b>-</b>	<b>-</b>	<b>-</b>	<b>-</b>	<b>25.52</b>


  
 Minister of Finance

(1)(c)(ii) Statement showing holding of securities (including shares, warrants, convertible securities) of persons (together with PAC) belonging to the category "Public" and holding more than 5% of the total number of shares of the company


Sr. No.	Name(s) of the shareholder(s) and the Persons Acting in Concert (PAC) with them	Number of shares	Shares as a percentage of total number of shares {i.e., Grand Total (A)+(B)+(C) indicated in Statement at para (f)(a) above}	Details of warrants	Details of convertible securities	Total shares (including underlying shares assuming full conversion of warrants and convertible securities) as a % of diluted share capital
1	ABHI AMBI FINANCIAL SERVICES LIMITED	28,420,020	6.19	-	-	6.19
2	NSR DIRECT PE MAURITIUS LLC	40,330,926	8.78	-	-	8.78
3	BARING PRIVATE EQUITY ASIA III MAURITIUS	35,704,070	7.78	-	-	7.78
	<b>Total</b>	<b>104,455,016</b>	<b>22.75</b>	<b>-</b>	<b>-</b>	<b>22.75</b>


  
 S. G. S. LIMITED



(11)(a) Statement showing details of Depository Receipts (DRs).

Sr. No.	Type of outstanding DR (ADRs, GDRs, SDRs, etc.)	Number of outstanding DRs	Number of shares underlying outstanding DRs	Shares underlying outstanding DRs as a percentage of total number of shares {i.e., Grand Total (A)+(B)+(C) indicated in Statement at para (1)(a) above}
		<del>                    </del>	<del>                    </del>	
TOTAL				

  
*Sudhakar Deshpande*

