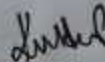


K S OILS LIMITED**List of Creditors****(Version 2: Pursuant to claims received and updated as on 29.01.2018)**

Sr. No	Category of Creditor	Claim Received (in INR Crores)	Amount of Claims admitted(In INR Crores)	Details of claims
1	Financial Creditors	6,222.09	5,949.51	List A
2	Operational Creditors(other than Workmen and Employees)	79.77	43.10	List B
3	Operational Creditors(only Workmen and Employees)	-	-	List C
TOTAL		6,301.86	5,992.61	


Kuldeep Verma
IP Registration No.
IBBI/IPA-001/IP-P00014/2016-2017/10038
Resolution Professional
KS Oils Limited


K S OILS LIMITED

List of Creditors

(Version 2: Pursuant to claims received and updated as on 29.01.2018)

Category: Financial Creditors

Sr. No	Name of Creditor	Amount Claimed(In INR Crores)	Amount Admitted(In INR Crores)*#
	State Bank of India	1,772.65	1,769.29
1	Phoenix ARC Private Limited (Axis)	961.60	894.43
2	Srei Infrastrucutre Finance Limited	816.48	667.67
3	IDBI Bank Limited	600.71	600.71
4	Central Bank of India	404.64	404.64
5	Phoenix ARC Private Limited(ICICI)	393.36	386.05
7	Andhra Bank	330.19	330.19
8	Punjab National Bank	269.16	269.16
9	Jammu & Kashmir Bank Limited	182.63	182.63
10	Life Insurance Corporation of India	153.71	153.71
11	The Federal Bank Limited	119.49	84.00
12	Bank of India	62.20	56.54
13	Cooperative RABO Bank UA	41.33	37.14
14	PEC Limited	113.94	113.35
TOTAL		6,222.09	5,949.51


Kuldeep Verma
IP Registration No.
IBBI/PA-001/IP-P00014/2016-2017/10038
Resolution Professional
KS Oils Limited


K S OILS LIMITED

List of Creditors

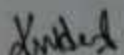
(Version 2: Pursuant to claims received and updated as on 29.01.2018)

Category: Operational Creditors other than Workmen and Employees


Sr. No.	Names	Amount Claimed (In INR)*	Amount Admitted(In INR)*
1	M/S Gupta Enterprises	19,617,806	10,615,814
2	Singhal Brothers	10,746,089	4,887,060
3	Swastik Coal Corporation Pvt. Ltd.	3,265,545	2,177,865
4	Sanjeev Kumar Mukesh Kumar	177,060	110,876
5	Chandan Lal BabuLal	3,894,558	2,426,972
6	Radhika Traders	2,555,335	1,290,180
7	Laxmi Narayan Munnalal	9,452,728	4,341,628
8	Shrinath Ji Traders	9,074,928	4,296,995
9	Suresh Chand Dinesh Chand	4,718,907	2,479,239
10	Ramjilal Girraj Kishore	21,838,544	11,946,224
11	Kailashchand Hiralal Jain	16,993,378	4,971,024
12	Dineshchand Omprakash	7,450,845	4,668,809
13	Ramgopal Maheshchand	8,360,199	5,175,722
14	Raman Trading Company	6,933,609	3,047,669
15	Ram Traders	5,129,821	2,670,743
16	Shree Ganpatlal Onkarlal Agrawal & Co.	1,019,744	478,155
17	Pooran Chand Shankar Lal	10,479,458	5,740,518
18	Prasadilal Harishankar	24,864,090	11,759,613
19	Deepa Enterprises Guna	13,209,795	5,832,707
20	Saiyyad Traders	3,394,172	1,659,110
21	S S Suppliers	3,703,049	1,810,106
22	Bhagwandas Rajivkumar	1,378,585	636,839
23	Goyal Brothers	7,175,828	5,424,837
24	Deepak Trading company	18,300,590	7,697,168
25	Naveen Trading Co.	10,701,899	5,949,360
26	Rohit Traders	701,492	393,006
27	Jagdamba Traders	8,909,419	4,846,571
28	Pooran Chand Jagdish Prasad	4,263,903	2,018,976
29	Nitin Traders	2,433,174	1,331,009
30	M/S Choudhary and Choudhury	5,305,343	3,298,346
31	Bhaiyaji Traders	966,750	545,137
32	Amar Trading Company	3,411,027	1,857,396
33	Goenka Trading Co.	8,695,435	4,657,325
34	Shri Radhe Trading Company	18,472,772	8,747,509
35	Shri Vishal Agro Trade Syndicate	3,515,904	2,511,360
36	Nitin Enterprises	1,112,228	516,824


 Kuldeep Verma
 IP Registration No.
 IBBI/IPA-001/IP-P00014/2016-2017/10038
 Resolution Professional
 KS Oils Limited

Sr. No.	Names	Amount Claimed (In INR)*	Amount Admitted(In INR)*
37	Ramgopal Ravi Kumar	1,208,980	571,107
38	Charvi Foods Pvt. Ltd.	11,384,926	9,487,439
39	M/S Parbhu Dayal Raj Kumar	2,608,777	2,508,778
40	Annapurna Sales Corporation	2,593,362	1,525,884
41	B. B. Enterprises	7,924,577	2,845,226
42	Mathura Commercial Company	5,252,929	2,101,022
43	M/S Raja Ram Prem Naryan Lohiya	10,060,591	6,532,852
44	M/S Nathuram Ashok Kumar Jain	5,966,636	3,874,440
45	M/S Hukumchand Chaturbhuj Jain	1,934,789	1,256,358
46	M/S ramesh Chand Ravinder Kumar	8,751,407	8,751,407
47	M/S Rajeev Brothers	6,926,947	3,743,216
48	M/S Shreenath Ji Edible Oil Products	3,705,831	2,436,279
49	Maheshwari Traders	6,870,392	3,255,018
50	M/S Suresh Kirana Bhandar	2,614,070	1,423,432
51	BSE Limited	307,675	194,601
52	Rukmani Devi Garg Agro Impex Pvt. Ltd.	7,900,000	5,000,000
53	M/S Bajrang Enterprises	11,038,846	6,007,561
54	Champaram Amarlal	6,875,242	3,257,565
55	Deen Dayal Harish Kumar	6,366,995	2,692,609
56	Shubham Transport Corporation	296,706	172,505
57	M/S R K Trading Company	48,462,592	26,725,086
58	M/S S R Trading Co.	38,506,540	18,823,400
59	M/S S R Trading Co.	52,575,946	9,297,318
60	Shubham Minchem Pvt. Ltd.	2,060,885	1,215,871
61	M/S Pradeep Trading Company	43,062,338	6,443,982
62	Shakti Construction Company	7,735,931	2,372,083
63	Ansh Trading Co	5,429,511	2,556,659
64	Gyan Plastic Manufacture	3,669,548	1,741,438
65	Gupta Packaging Products	3,323,564	2,034,981
66	Shubham Traders	2,090,011	1,534,391
67	SLBC Trading Company Aron Mp	11,581,382	5,505,652
68	Alok Agencies	1,816,346	1,513,621
69	SBICAP Trustee Company Limited	4,037,947	18,078
70	Vinayak Trading Company	6,174,530	2,871,891
71	Vijay Brothers	1,787,177	802,640
72	AMBO Agro Products Ltd	83,279,199	81,259,277
73	Ram Gopal Narendra Kumar	4,367,001	3,785,573
74	Bhawani Enterprises	3,006,598	2,452,579
75	Shubham Oils Pvt. Ltd.	2,919,513	1,616,079
76	Sourabh Enterprises	12,639,890	8,192,155
77	Navneet Kumar Jagdish Kumar	3,059,997	1,816,085
78	Bhagwan Das & Sons	3,258,881	1,993,273
79	Ratanlal Chhogalal Jain	854,005	373,135


Kuldeep Verma
 IP Registration No.
 IBBI/IPA-001/IP-P00014/2016-2017/10038
 Resolution Professional
 KS Oils Limited

Sr. No.	Names	Amount Claimed (In INR)*	Amount Admitted(In INR)*
80	Jignesh Engineering Company	1,074,198	1,074,198
81	Vinayak Industries	2,940,363	1,798,453
82	Manoj Traders	2,654,339	1,623,508
83	Sumangal Traders	9,282,046	5,677,299
84	Prem Prakash & Co ANTA	6,879,332	3,171,257
85	Suresh kumar & Sons	4,901,845	4,376,647
86	Raj Kumar Enterprises	15,107,003	8,369,291
87	Barflex Polyfilms Private Limited	930,990	359,336
88	Kamal Enterprises	1,226,402	767,981
89	Sardarmal Samrathmal Kothari	12,086,640	6,297,824
90	RK Coal Supplier	2,136,196	2,104,558
Total		797,732,374	431,021,583


Kuldeep Verma
 IP Registration No.
 IBB/PA-001/IP-P00014/2016-2017/10038
 Resolution Professional
 KS Oils Limited

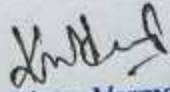
K S OILS LIMITED

List of Creditors

(Version 2: Pursuant to claims received and updated as on 29.01.2018)

Category: Operational Creditors only Workmen and Employees

Sr. No.	Names	Amount Claimed (In INR)*
NIL	NIL	NIL
TOTAL		0.00


Kuldeep Verma
IP Registration No.
IBBI/IPA-001/IP-P00014/2016-2017/10038
Resolution Professional
KS Oils Limited